

Year 4 Homework 20 Answers

Vocabulary

- relaxed
- different
- native
- reveal
- magnify
- alike
- alien

- enlarge
- identical
- foreign
- calm
- dissimilar
- appear
- excited
- native
- reduce
- vanish
- Italian
- twins
- excited
- subtraction

vanish, foreign, enlarge,
excited, identical

- c
- c
- a
- b
- f
- d

- b. antonym,
a. synonym
- c. antonym, b. synonym
- c. antonym, a. synonym
- c. antonym, b. synonym

Children Day and Dragons

- C
- A
- C
- B

- B
- C
- D
- A

Galileo and Community

- A
- D
- C
- B

- B
- C
- A
- D

Vacation and Plane

- B
- A
- D
- D

- C
- A
- B
- D

Problem with Lexie

1) c

2) a

3) c

4) d

5) a

6) d

- Cold rain falls on the ground. rain
- Icy water drips from trees. water
- The trees are tall. trees
- Ducks splash in deep ponds. ponds
- Black crows look for worms. crows
- Fat frogs croak. frogs
- The frogs are loud. frogs
- Children splash in round puddles. puddles
- Frisky dogs play in puddles, too. dogs
- People carry umbrellas that are wet. umbrellas

- Our class spent several hours visiting a museum.
(interesting, several)
- Most students had never been there.
(Most, Lively)
- Three rooms had dinosaur bones.
(Three, Tall)
- There were many models of dinosaurs, too.
(dusty, many)
- We saw four displays about animals that lived long ago.
(four, old)
- Some children watched a movie about planets.
(Curious, Some)

- Do you see our big soup pot on the counter?
- Please put those onions in the pot.
- The onions will be the first thing we put in the soup.
- After that, we'll put juicy tomatoes in the pot.
- Next, we will add fresh peas and carrots from the garden.
- The last thing we'll add is salt.
- We will eat the soup with crunchy crackers.
- You can have a second bowl of soup if you finish the first one.

Circle the word that completes each sentence.

- I love cats when little. there they're their
- Those kittens over are adorable! there they're their
- They lick tiny paws. there they're their

Write the correct word in each sentence.

- The students take good care of their books.
- They leave the books over there by the computer.
- Then they're ready for the next lesson.

It's easy to get to the Kids' Gym. The Kids' Gym is just behind the city library. When you come out the front door, go down the steps and turn left. Walk around the big tree. Then you will find a big door that reads GYM. Inside, there are many classrooms. You can do tumbling, gymnastics, or karate.

We're having a heat wave right now. Today's temperature was a scorching 110 degrees! It is hot every day. We have to keep our windows open. We also use fans. My Aunt Thea invited us over. She has a fabulous swimming pool! I worked hard to learn to swim. Before, I was afraid to put my head underwater. Now, I just love to swim underwater! Some people don't like heat waves, but I think they are great!

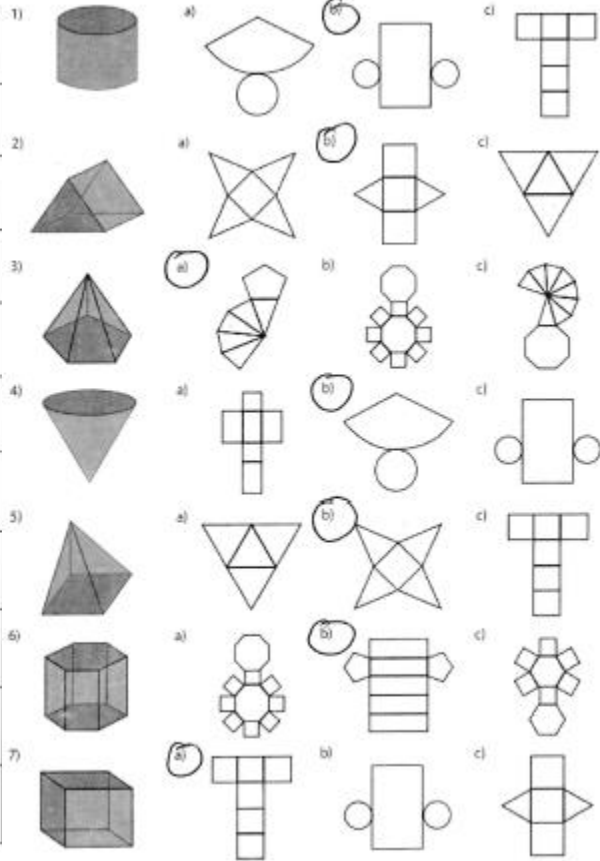
1. This week, the kids have to make breakfast, lunch, and dinner every day.
2. We can make a salad with lettuce, tomatoes, and onions.
3. We can make a pizza with cheese, sauce, and pepperoni.
4. Karla, Jack, and Tran have fun in the kitchen.
5. They make pancakes on Monday, Wednesday, and Friday.
6. Kai sets the table, pours the water, and brings out the food.
7. Emma washes, dries, and puts away the dishes.
8. The parents smile, hug the children, and say, "Thank you!"

Have you ever been to Half Moon Bay? My family goes there every fall. Why do we go there? We go because the whole town is covered with pumpkins! Pumpkins grow everywhere. Before Halloween, the town has a contest. People bring giant pumpkins that they have grown. The heaviest one wins a prize! How big are the pumpkins? Some can weigh more than 1,000 pounds! We always buy a pumpkin. Do we get a giant one? No, of course not! It wouldn't fit in the car.

Last weekend, Kysha went to the Spring Carnival. She saw Kevin, Celia, and Derek. All four kids went on many rides. They rode the Giant Swings, the Whirly-Whirl, and the Ferris wheel. Then they walked around the booths. They bought cotton candy, hot dogs, and popcorn. Celia and Derek played the Hoop Dunk. Kevin played the Ring Toss. They won a ball, a bear, a hat, and a necklace. Everyone had a lot of fun!

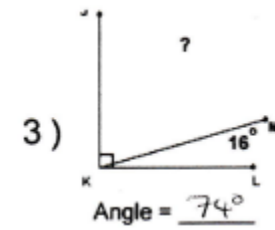
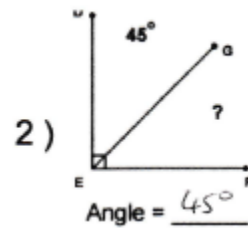
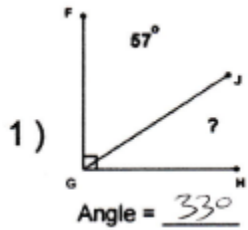
- 1 b
- 2 a
- 3 d
- 4 c
- 5 c

	Shapes	Names	Number of sides	Number of corners
1		Triangle	3	3
2		Rectangle	4	4
3		Square	4	4
4		Parallelogram	4	4
5		Pentagon	5	5
6		Octagon	8	8
7		Hexagon	6	6
8		Trapezium	4	4
9		Rhombus	4	4
10		Kite	4	4

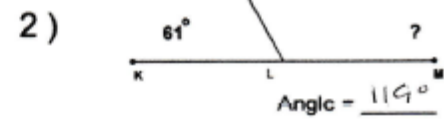
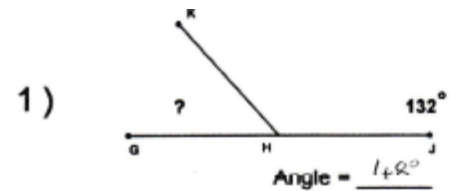


- | | | | |
|----------|---------------|----------|--------------------|
| 1) | <u>Acute</u> | 6) | <u>Acute</u> |
| 2) | <u>Acute</u> | 7) | <u>Acute</u> |
| 3) | <u>obtuse</u> | 8) | <u>Straight</u> |
| 4) | <u>Obtuse</u> | 9) | <u>Right Angle</u> |
| 5) | <u>Obtuse</u> | 10) | <u>Obtuse</u> |
| 11) 137° | <u>Obtuse</u> | 16) 178° | <u>obtuse</u> |
| 12) 118° | <u>Obtuse</u> | 17) 180° | <u>straight</u> |
| 13) 98° | <u>Obtuse</u> | 18) 72° | <u>Acute</u> |
| 14) 49° | <u>Acute</u> | 19) 73° | <u>Acute</u> |
| 15) 90° | <u>Right</u> | 20) 79° | <u>Acute</u> |

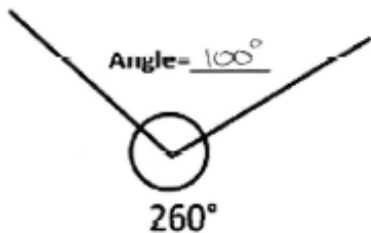
Name	Cuboid	Cone	
Faces	6	2	
Vertices	8	1	
Edges	12	1	



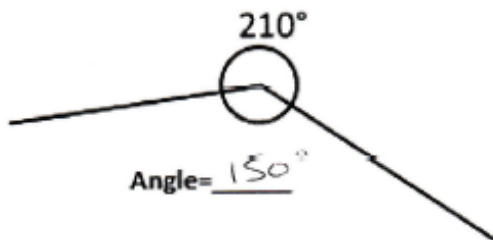
Name	Cylinder	Prism	pentagonal pyramid
Faces	3	5	6
Vertices	2	6	6
Edges	2	9	10



1)



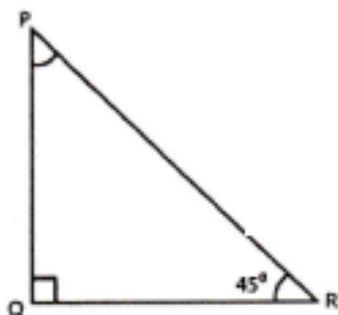
2)



NVR Similarities

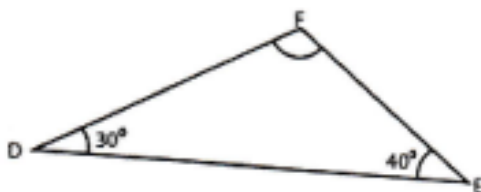
- 1) b (2 stars)
- 2) b (4 sides)
- 3) d (same shape rotated)
- 4) e (same shape reflected
chang colour)
- 5) e (Black circle and large
stripe circle)
- 6) c (t shape 2 lines)

1)



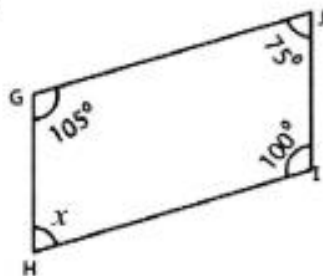
$\angle P = 45^\circ$

2)



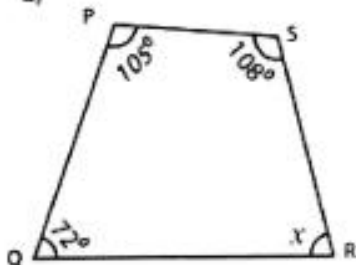
$\angle F = 110^\circ$

1)



$x = 80^\circ$

2)



$x = 75^\circ$

- 1) **sag** — Take letters 1 and 2 from the first word, followed by letter 3 from the second word.
- 2) **elk** — Take letters 2 and 3 from the first word, followed by letter 1 from the second word.
- 3) **nor** — Take letter 1 from the second word, followed by letters 2 and 3 from the first word.
- 4) **can** — Take letters 2 and 3 from the second word, followed by letter 1 from the first word.
- 5) **map** — Take letter 3 from the first word, followed by letters 2 and 4 from the second word.
- 6) **bud** — Take letter 1 from the second word, followed by letters 2 and 1 from the first word.
- 7) **lad** — Take letter 4 from the second word, followed by letter 2 from the first word, and then letter 1 from the second word.
- 8) **den** — Take letters 3 and 2 from the first word, followed by letter 3 from the second word.
- 9) **tin** — Take letter 4 from the second word, followed by letters 3 and 4 from the first word.
- 10) **sad** — Take letters 3 and 2 from the first word, followed by letter 3 from the second word.
- 11) **lame** — Take letter 3 from the second word, followed by letters 2, 3 and 4 from the first word.
- 12) **ape** — Take letter 2 from the first word, followed by letter 2 from the second word, then letter 4 from the first word.